




# Shapes Worksheet for Kindergarten



## Section 1: Trace the Shapes

Trace each shape and say its name.



1. Circle



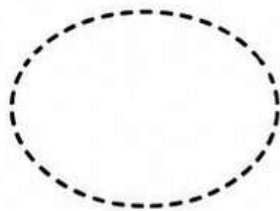
2. Square



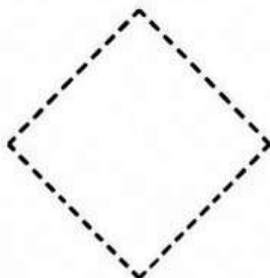
3. Triangle



4. Rectangle



5. Oval



6. Diamond



7. Star



8. Heart

## Section 2: Identify the Shape

Look at the shape and write its name.



1. A round shape: \_\_\_\_\_



2. A shape with 3 sides: \_\_\_\_\_



3. A shape with 4 equal sides: \_\_\_\_\_



4. A long shape with 4 sides: \_\_\_\_\_



5. A stretched circle: \_\_\_\_\_



6. A shape like a kite: \_\_\_\_\_



7. A shape with points: \_\_\_\_\_



8. A love shape: \_\_\_\_\_





















# Shapes Worksheet for Kindergarten




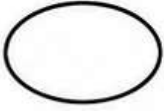


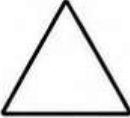



## Section 3: Match the Shapes

Match each shape name with the correct object.

Shape Name		Real-Life Object	
1.	 Circle	 Wheel	
2.	 Square	 Tile	
3.	 Triangle	 Pizza slice	
4.	 Rectangle	 Book	
5.	 Oval	 Egg	
6.	 Diamond	 Kite	
7.	 Star	 Star sticker	
8.	 Heart	 Heart card	

## Section 4: Color the Shapes

Color each shape using the correct color.

- |                               |   |                              |   |
|-------------------------------|---|------------------------------|---|
| 1. Color the circle red.      |  | 5. Color the oval orange.    |  |
| 2. Color the square blue.     |  | 6. Color the diamond purple. |  |
| 3. Color the triangle yellow. |  | 7. Color the star pink.      |  |
| 4. Color the rectangle green. |  | 8. Color the heart red.      |  |












# Shapes Worksheet for Kindergarten


















## Section 5: Count the Sides and Corners

Count the sides and corners of each shape.

Shape	Sides	Corners
 Circle		
 Square		
 Triangle		
 Rectangle		
 Diamond		
 Pentagon		
 Hexagon		

## Section 6: Circle the Correct Shape

Read the sentence and circle the correct shape.

- Circle the shape that is round.  Circle  Square  Triangle
- Circle the shape that has 3 sides.  Rectangle  Triangle  Oval
- Circle the shape that looks like an egg.  Oval  Square  Star
- Circle the shape that has 4 equal sides.  Square  Circle  Heart
- Circle the shape that has points.  Star  Oval  Rectangle



# Shapes Worksheet for Kindergarten



## ★ Section 7: Draw the Shape ★

Draw each shape in the box.

Shape Name	Draw Here
Circle	
Square	
Triangle	
Rectangle	
Oval	
Star	

## ★ Section 8: Real-Life Shape Hunt ★

Find one object around you for each shape.

Shape	Real-Life Object
Circle	
Square	
Triangle	
Rectangle	
Oval	
Diamond	
Star	
Heart	

